

Appendix H: Community Outreach Meetings Feedback Forms

H.1 COMMUNITY OUTREACH MEETINGS FEEDBACK FORM RESULTS

Total of 120 Forms Returned

Forms Returned by Meeting Location (meeting date), # forms returned/total participants:

Alderpoint (9/22/04), 5/8	McKinleyville (1/13/05), 0/2
Arcata (1/25/05), 7/13	Miranda (10/6/04), 9/41
Bayside (1/12/05), 3/6	Orick (10/21/04), 2/10
Benbow (9/21/04), 3/6	Orleans (11/10/04), 9/29
Blue Lake (2/9/05), 4/7	Palo Verde (10/13/04), 0/5
Briceland (9/23/04), 12/24	Petrolia (11/4/04), 4/13
Bridgeville (9/30/04), 10/24	Redwood Valley (10/20/04), 8/14
Ferndale (10/28/04), 6/11	Rio Dell (3/10/05), 1/9
Fieldbrook (2/3/05), 7/16	Samoa Peninsula (2/8/05), 0/8
Garberville (9/16/04), 0/11	Shelter Cove (9/14/04), 4/14
Greater Eureka Area (3/9/05), 0/0	Trinidad (3/2/05), 10/14
Kneeland (2/16/05), 9/20	Willow Creek (10/27/04), 7/19

For the following questions, (#) is the total number of responses received on this question.

1. Has the information provided tonight improved your understanding of:
 - 1a. Why Humboldt County needs a Master Fire Protection Plan (MFPP)?

	# Yes	% Yes	# No	% No	# No Response	% No Response
<i>Total</i>	115	96%	2	2%	3	3%
Alderpoint	5	100%	0	0	0	0
Arcata	7	100%	0	0	0	0
Bayside	3	100%	0	0	0	0
Benbow	3	100%	0	0	0	0
Blue Lake	4	100%	0	0	0	0
Briceland	12	100%	0	0	0	0
Bridgeville	10	100%	0	0	0	0
Ferndale	6	100%	0	0	0	0
Fieldbrook	7	100%	0	0	0	0
Garberville	0	0	0	0	0	0
Greater Eureka	0	0	0	0	0	0
Kneeland	7	78%	1	11%	1	11%
McKinleyville	0	0	0	0	0	0
Miranda	9	100%	0	0	0	0
Orick	2	100%	0	0	0	0
Orleans	9	100%	0	0	0	0
Palo Verde	0	0	0	0	0	0
Petrolia	3	75%	1	25%	0	0
Redwood Valley	7	88%	0	0	1	13%
Rio Dell	1	100%	0	0	0	0
Samoa	0	0	0	0	0	0
Shelter Cove	4	100%	0	0	0	0
Trinidad	9	90%	0	0	1	10%
Willow Creek	7	100%	0	0	0	0

Humboldt County
Master Fire Protection Plan

**Has the information provided tonight improved your understanding of:
1b. How you can contribute to the MFPP?**

	# Yes	% Yes	# No	% No	# No Response	% No Response
<i>Total</i>	<i>110</i>	<i>92%</i>	<i>3</i>	<i>3%</i>	<i>7</i>	<i>6%</i>
Alderpoint	5	100%	0	0	0	0
Arcata	6	86%	1	14%	0	0
Bayside	3	100%	0	0	0	0
Benbow	3	100%	0	0	0	0
Blue Lake	4	100%	0	0	0	0
Briceland	11	92%	1	8%	0	0
Bridgeville	9	90%	0	0	1	10%
Ferndale	5	83%	1	17%	0	0
Fieldbrook	6	86%	0	0	1	14%
Garberville	0	0	0	0	0	0
Greater Eureka	0	0	0	0	0	0
Kneeland	8	89%	0	0	1	11%
McKinleyville	0	0	0	0	0	0
Miranda	8	89%	0	0	1	11%
Orick	2	100%	0	0	0	0
Orleans	8	89%	0	0	1	11%
Palo Verde	0	0	0	0	0	0
Petrolia	4	100%	0	0	0	0
Redwood Valley	7	88%	0	0	1	13%
Rio Dell	1	100%	0	0	0	0
Samoa	0	0	0	0	0	0
Shelter Cove	4	100%	0	0	0	0
Trinidad	9	90%	0	0	1	10%
Willow Creek	7	100%	0	0	0	0

**Has the information provided tonight improved your understanding of:
1c. Your local Fire Department's role in your community?**

	# Yes	% Yes	# No	% No	# No Response	% No Response
<i>Total</i>	<i>110</i>	<i>92%</i>	<i>3</i>	<i>3%</i>	<i>7</i>	<i>6%</i>
Alderpoint	5	100%	0	0	0	0
Arcata	6	86%	1	14%	0	0
Bayside	3	100%	0	0	0	0
Benbow	3	100%	0	0	0	0
Blue Lake	4	100%	0	0	0	0
Briceland	11	92%	1	8%	0	0
Bridgeville	9	90%	0	0	1	10%
Ferndale	5	83%	1	17%	0	0
Fieldbrook	6	86%	0	0	1	14%
Garberville	0	0	0	0	0	0
Greater Eureka	0	0	0	0	0	0
Kneeland	8	89%	0	0	1	11%
McKinleyville	0	0	0	0	0	0
Miranda	8	89%	0	0	1	11%
Orick	2	100%	0	0	0	0
Orleans	8	89%	0	0	1	11%
Palo Verde	0	0	0	0	0	0

Appendix H: Community Outreach Meetings Feedback Forms
FSC Draft Plan

	# Yes	% Yes	# No	% No	# No Response	% No Response
Petrolia	4	100%	0	0	0	0
Redwood Valley	7	88%	0	0	1	13%
Rio Dell	1	100%	0	0	0	0
Samoa	0	0	0	0	0	0
Shelter Cove	4	100%	0	0	0	0
Trinidad	9	90%	0	0	1	10%
Willow Creek	7	100%	0	0	0	0

**Has the information provided tonight improved your understanding of:
1d. What you can do to help your fire department do their job?**

	# Yes	% Yes	# No	% No	# No Response	% No Response
<i>Total</i>	<i>108</i>	<i>90%</i>	<i>4</i>	<i>3%</i>	<i>8</i>	<i>7%</i>
Alderpoint	5	100%	0	0	0	0
Arcata	6	86%	1	14%	0	0
Bayside	2	67%	0	0	1	33%
Benbow	3	100%	0	0	0	0
Blue Lake	4	100%	0	0	0	0
Briceland	12	100%	0	0	0	0
Bridgeville	9	90%	0	0	1	10%
Ferndale	5	83%	1	17%	0	0
Fieldbrook	7	100%	0	0	0	0
Garberville	0	0	0	0	0	0
Greater Eureka	0	0	0	0	0	0
Kneeland	8	89%	0	0	1	11%
McKinleyville	0	0	0	0	0	0
Miranda	6	67%	0	0	3	33%
Orick	2	100%	0	0	0	0
Orleans	8	89%	1	11%	0	0
Palo Verde	0	0	0	0	0	0
Petrolia	4	100%	0	0	0	0
Redwood Valley	6	75%	1	13%	1	13%
Rio Dell	1	100%	0	0	0	0
Samoa	0	0	0	0	0	0
Shelter Cove	4	100%	0	0	0	0
Trinidad	9	90%	0	0	1	10%
Willow Creek	7	100%	0	0	0	0

**Has the information provided tonight improved your understanding of:
1e. Your Local Fire Safe Council's (FSC) role in your community?**

	# Yes	% Yes	# No	% No	# No Response	% No Response
<i>Total</i>	<i>105</i>	<i>88%</i>	<i>3</i>	<i>3%</i>	<i>12</i>	<i>10%</i>
Alderpoint	5	100%	0	0	0	0
Arcata	6	86%	1	14%	0	0
Bayside	1	33%	0	0	2	67%
Benbow	3	100%	0	0	0	0
Blue Lake	4	100%	0	0	0	0
Briceland	12	100%	0	0	0	0
Bridgeville	9	90%	0	0	1	10%
Ferndale	6	100%	0	0	0	0

Humboldt County
Master Fire Protection Plan

	# Yes	% Yes	# No	% No	# No Response	% No Response
Fieldbrook	6	86%	0	0	1	14%
Garberville	0	0	0	0	0	0
Greater Eureka	0	0	0	0	0	0
Kneeland	7	78%	1	11%	1	11%
McKinleyville	0	0	0	0	0	0
Miranda	8	89%	0	0	1	11%
Orick	1	50%	0	0	1	50%
Orleans	9	100%	0	0	0	0
Palo Verde	0	0	0	0	0	0
Petrolia	4	100%	0	0	0	0
Redwood Valley	6	75%	0	0	2	25%
Rio Dell	1	100%	0	0	0	0
Samoa	0	0	0	0	0	0
Shelter Cove	4	100%	0	0	0	0
Trinidad	8	80%	0	0	2	20%
Willow Creek	6	86%	0	0	1	14%

**Has the information provided tonight improved your understanding of:
1f. How to support the efforts of your local FSC?**

	# Yes	% Yes	# No	% No	# No Response	% No Response
<i>Total</i>	<i>101</i>	<i>84%</i>	<i>4</i>	<i>3%</i>	<i>15</i>	<i>13%</i>
Alderpoint	5	100%	0	0	0	0
Arcata	5	71%	1	14%	1	14%
Bayside	1	33%	0	0	2	67%
Benbow	3	100%	0	0	0	0
Blue Lake	4	100%	0	0	0	0
Briceland	11	92%	0	0	1	8%
Bridgeville	9	90%	0	0	1	10%
Ferndale	6	100%	0	0	0	0
Fieldbrook	6	86%	0	0	1	14%
Garberville	0	0	0	0	0	0
Greater Eureka	0	0	0	0	0	0
Kneeland	6	67%	1	11%	2	22%
McKinleyville	0	0	0	0	0	0
Miranda	7	78%	0	0	2	22%
Orick	1	50%	0	0	1	50%
Orleans	9	100%	0	0	0	0
Palo Verde	0	0	0	0	0	0
Petrolia	3	75%	1	25%	0	0
Redwood Valley	6	75%	0	0	2	25%
Rio Dell	1	100%	0	0	0	0
Samoa	0	0	0	0	0	0
Shelter Cove	4	100%	0	0	0	0
Trinidad	8	80%	1	10%	1	10%
Willow Creek	6	86%	0	0	1	14%

**Has the information provided tonight improved your understanding of:
1g. How to start your own local FSC if you don't already have one?**

	# Yes	% Yes	# No	% No	# No Response	% No Response
<i>Total</i>	80	67%	21	18%	19	16%
Alderpoint	5	100%	0	0	0	0
Arcata	2	29%	4	57%	1	14%
Bayside	1	33%	0	0	2	67%
Benbow	1	33%	2	67%	0	0
Blue Lake	3	75%	1	25%	0	0
Briceland	8	67%	1	8%	3	25%
Bridgeville	7	70%	0	0	3	30%
Ferndale	4	67%	2	33%	0	0
Fieldbrook	5	71%	2	29%	0	0
Garberville	0	0	0	0	0	0
Greater Eureka	0	0	0	0	0	0
Kneeland	5	56%	3	33%	1	11%
McKinleyville	0	0	0	0	0	0
Miranda	7	78%	0	0	2	22%
Orick	2	100%	0	0	0	0
Orleans	4	44%	3	33%	2	22%
Palo Verde	0	0	0	0	0	0
Petrolia	1	25%	0	0	3	75%
Redwood Valley	8	100%	0	0	0	0
Rio Dell	1	100%	0	0	0	0
Samoa	0	0	0	0	0	0
Shelter Cove	4	100%	0	0	0	0
Trinidad	8	80%	1	10%	1 (10%)	10%
Willow Creek	5	71%	1	14%	1 (14%)	14%

**Has the information provided tonight improved your understanding of:
1h. Your ability to define fire risks, hazards, and projects in your community?**

	# Yes	% Yes	# No	% No	# No Response	% No Response
<i>Total</i>	108	90%	2	2%	10	8%
Alderpoint	5	100%	0	0	0	0
Arcata	6	86%	0	0	1	14%
Bayside	1	33%	0	0	2	67%
Benbow	3	100%	0	0	0	0
Blue Lake	4	100%	0	0	0	0
Briceland	12	100%	0	0	0	0
Bridgeville	9	90%	0	0	1	10%
Ferndale	5	83%	1	17%	0	0
Fieldbrook	6	86%	0	0	1	14%
Garberville	0	0	0	0	0	0
Greater Eureka	0	0	0	0	0	0
Kneeland	8	89%	0	0	1	11%
McKinleyville	0	0	0	0	0	0
Miranda	7	78%	0	0	2	22%
Orick	2	100%	0	0	0	0
Orleans	8	89%	0	0	1	11%
Palo Verde	0	0	0	0	0	0

Humboldt County
Master Fire Protection Plan

	# Yes	% Yes	# No	% No	# No Response	% No Response
Petrolia	3	75%	1	25%	0	0
Redwood Valley	8	100%	0	0	0	0
Rio Dell	1	100%	0	0	0	0
Samoa	0	0	0	0	0	0
Shelter Cove	4	100%	0	0	0	0
Trinidad	9	90%	0	0	1	10%
Willow Creek	7	100%	0	0	0	0

Has the information provided tonight improved your understanding of:

1i. What you can do to protect your home from wildfire?

	# Yes	% Yes	# No	% No	# No Response	% No Response
<i>Total</i>	<i>112</i>	<i>93%</i>	<i>1</i>	<i>1%</i>	<i>7</i>	<i>6%</i>
Alderpoint	5	100%	0	0	0	0
Arcata	6	86%	0	0	1	14%
Bayside	1	33%	0	0	2	67%
Benbow	3	100%	0	0	0	0
Blue Lake	4	100%	0	0	0	0
Briceland	12	100%	0	0	0	0
Bridgeville	9	90%	0	0	1	10%
Ferndale	5	83%	1	17%	0	0
Fieldbrook	7	100%	0	0	0	0
Garberville	0	0	0	0	0	0
Greater Eureka	0	0	0	0	0	0
Kneeland	8	89%	0	0	1	11%
McKinleyville	0	0	0	0	0	0
Miranda	8	89%	0	0	1	11%
Orick	2	100%	0	0	0	0
Orleans	9	100%	0	0	0	0
Palo Verde	0	0	0	0	0	0
Petrolia	4	100%	0	0	0	0
Redwood Valley	8	100%	0	0	0	0
Rio Dell	1	100%	0	0	0	0
Samoa	0	0	0	0	0	0
Shelter Cove	4	100%	0	0	0	0
Trinidad	9	90%	0	0	1	10%
Willow Creek	7	100%	0	0	0	0

Has the information provided tonight improved your understanding of:

1j. What you can do to reduce wildfire risk in your community?

	# Yes	% Yes	# No	% No	# No Response	% No Response
<i>Total</i>	<i>106</i>	<i>88%</i>	<i>3</i>	<i>3%</i>	<i>11</i>	<i>9%</i>
Alderpoint	5	100%	0	0	0	0
Arcata	5	71%	2	29%	0	0
Bayside	1	33%	0	0	2	67%
Benbow	3	100%	0	0	0	0
Blue Lake	4	100%	0	0	0	0
Briceland	12	100%	0	0	0	0
Bridgeville	8	80%	0	0	2	20%
Ferndale	5	83%	1	17%	0	0

Appendix H: Community Outreach Meetings Feedback Forms
FSC Draft Plan

	# Yes	% Yes	# No	% No	# No Response	% No Response
Fieldbrook	6	86%	0	0	1	14%
Garberville	0	0	0	0	0	0
Greater Eureka	0	0	0	0	0	0
Kneeland	7	78%	0	0	2	22%
McKinleyville	0	0	0	0	0	0
Miranda	7	78%	0	0	2	22%
Orick	2	100%	0	0	0	0
Orleans	9	100%	0	0	0	0
Palo Verde	0	0	0	0	0	0
Petrolia	4	100%	0	0	0	0
Redwood Valley	7	88%	0	0	1	13%
Rio Dell	1	100%	0	0	0	0
Samoa	0	0	0	0	0	0
Shelter Cove	4	100%	0	0	0	0
Trinidad	9	90%	0	0	1	10%
Willow Creek	7	100%	0	0	0	0

2. Do you feel confident that the information you shared tonight regarding fire hazards, community assets, and priority projects will contribute to getting projects implemented on the ground?

	# Yes	% Yes	# No	% No	# No Response	% No Response
<i>Total</i>	95	79%	9	8%	16	13%
Alderpoint	5	100%	0	0	0	0
Arcata	4	57%	2	29%	1	14%
Bayside	2	67%	0	0	1	33%
Benbow	3	100%	0	0	0	0
Blue Lake	4	100%	0	0	0	0
Briceland	10	83%	0	0	2	17%
Bridgeville	7	70%	0	0	3	30%
Ferndale	5	83%	1	17%	0	0
Fieldbrook	7	100%	0	0	0	0
Garberville	0	0	0	0	0	0
Greater Eureka	0	0	0	0	0	0
Kneeland	5	56%	2	22%	2	22%
McKinleyville	0	0	0	0	0	0
Miranda	7	78%	0	0	2	22%
Orick	1	50%	0	0	1	50%
Orleans	7	78%	1	11%	1	11%
Palo Verde	0	0	0	0	0	0
Petrolia	3	75%	0	0	1	25%
Redwood Valley	6	75%	1	13%	1	13%
Rio Dell	0	0	1	100%	0	0
Samoa	0	0	0	0	0	0
Shelter Cove	3	75%	0	0	1	25%
Trinidad	9	90%	1	10%	0	0
Willow Creek	7	100%	0	0	0	0

Humboldt County
Master Fire Protection Plan

3. Should new housing or commercial development in your community be linked to fire service response capability?

	# Yes	% Yes	# No	% No	# No Response	% No Response
<i>Total</i>	100	83%	7	6%	13	11%
Alderpoint	4	80%	1	20%	0	0
Arcata	7	100%	0	0	0	0
Bayside	1	33%	1	33%	1	33%
Benbow	3	100%	0	0	0	0
Blue Lake	4	100%	0	0	0	0
Briceland	12	100%	0	0	0	0
Bridgeville	7	70%	1	10%	2	20%
Ferndale	4	67%	1	17%	1	17%
Fieldbrook	7	100%	0	0	0	0
Garberville	0	0	0	0	0	0
Greater Eureka	0	0	0	0	0	0
Kneeland	6	67%	0	0	3	33%
McKinleyville	0	0	0	0	0	0
Miranda	8	89%	0	0	1	11%
Orick	2	100%	0	0	0	0
Orleans	6	67%	2	22%	1	11%
Palo Verde	0	0	0	0	0	0
Petrolia	4	100%	0	0	0	0
Redwood Valley	5	63%	0	0	3	38%
Rio Dell	1	100%	0	0	0	0
Samoa	0	0	0	0	0	0
Shelter Cove	2	50%	1	25%	1	25%
Trinidad	10	100%	0	0	0	0
Willow Creek	7	100%	0	0	0	0

4. Would you consider joining your local FSC?

	# Yes	% Yes	# No	% No	# No Response	% No Response
<i>Total</i>	82	68%	25	21%	13	11%
Alderpoint	5	100%	0	0	0	0
Arcata	3	43%	4	57%	0	0
Bayside	0	0	0	0	3	100%
Benbow	3	100%	0	0	0	0
Blue Lake	3	75%	1	25%	0	0
Briceland	7	58%	3	25%	2	17%
Bridgeville	5	50%	3	30%	2	20%
Ferndale	4	67%	2	33%	0	0
Fieldbrook	4	57%	2	29%	1	14%
Garberville	0	0	0	0	0	0
Greater Eureka	0	0	0	0	0	0
Kneeland	5	56%	3	33%	1	11%
McKinleyville	0	0	0	0	0	0
Miranda	7	78%	1	11%	1	11%
Orick	1	50%	0	0	1	50%
Orleans	8	89%	1	11%	0	0
Palo Verde	0	0	0	0	0	0
Petrolia	4	100%	0	0	0	0

Appendix H: Community Outreach Meetings Feedback Forms
FSC Draft Plan

	# Yes	% Yes	# No	% No	# No Response	% No Response
Redwood Valley	5	63%	3	37%	0	0
Rio Dell	0	0	0	0	1	100%
Samoa	0	0	0	0	0	0
Shelter Cove	4	100%	0	0	0	0
Trinidad	7	70%	2	20%	1	10%
Willow Creek	7	100%	0	0	0	0

5. Would you be more likely to contribute financially to your fire department if it meant that your residential or commercial fire insurance premiums would be lowered?

	# Yes	% Yes	# No	% No	# No Response	% No Response
<i>Total</i>	<i>99</i>	<i>83%</i>	<i>10</i>	<i>8%</i>	<i>11</i>	<i>9%</i>
Alderpoint	4	80%	0	0	1	20%
Arcata	7	100%	0	0	0	0
Bayside	1	33%	0	0	2	67%
Benbow	3	100%	0	0	0	0
Blue Lake	4	100%	0	0	0	0
Briceland	10	83%	2	17%	0	0
Bridgeville	7	70%	1	10%	2	20%
Ferndale	5	83%	1	17%	0	0
Fieldbrook	7	100%	0	0	0	0
Garberville	0	0	0	0	0	0
Greater Eureka	0	0	0	0	0	0
Kneeland	8	89%	1	11%	0	0
McKinleyville	0	0	0	0	0	0
Miranda	6	67%	1	11%	2	22%
Orick	1	50%	1	50%	0	0
Orleans	9	100%	0	0	0	0
Palo Verde	0	0	0	0	0	0
Petrolia	1	25%	1	25%	2	50%
Redwood Valley	6	75%	2	25%	0	0
Rio Dell	1	100%	0	0	0	0
Samoa	0	0	0	0	0	0
Shelter Cove	4	100%	0	0	0	0
Trinidad	10	100%	0	0	0	0
Willow Creek	5	71%	0	0	2	29%

**6. Would you be willing to contribute financially to your fire department?
6a. Through a local tax or property assessment?**

	# Yes	% Yes	# No	% No	# No Response	% No Response
<i>Total</i>	<i>81</i>	<i>68%</i>	<i>18</i>	<i>15%</i>	<i>21</i>	<i>18%</i>
Alderpoint	4	80%	1	20%	0	0
Arcata	3	43%	2	29%	2	29%
Bayside	1	33%	0	0	2	67%
Benbow	2	67%	0	0	1	33%
Blue Lake	4	100%	0	0	0	0
Briceland	10	83%	1	8%	1	8%
Bridgeville	6	60%	2	20%	2	20%
Ferndale	6	100%	0	0	0	0
Fieldbrook	6	86%	1	14%	0	0

Humboldt County
Master Fire Protection Plan

	# Yes	% Yes	# No	% No	# No Response	% No Response
Garberville	0	0	0	0	0	0
Greater Eureka	0	0	0	0	0	0
Kneeland	6	67%	2	22%	1	11%
McKinleyville	0	0	0	0	0	0
Miranda	3	33%	3	33%	3	33%
Orick	0	0	0	0	2	100%
Orleans	7	78%	1	11%	1	11%
Palo Verde	0	0	0	0	0	0
Petrolia	1	25%	2	50%	1	25%
Redwood Valley	6	75%	1	13%	1	13%
Rio Dell	0	0	1	100%	0	0
Samoa	0	0	0	0	0	0
Shelter Cove	3	75%	0	0	1	25%
Trinidad	8	80%	1	10%	1	10%
Willow Creek	5	71%	0	0	2	29%

**6. Would you be willing to contribute financially to your fire department?
6b. Through a regular donation?**

	# Yes	% Yes	# No	% No	# No Response	% No Response
<i>Total</i>	<i>81</i>	<i>68%</i>	<i>14</i>	<i>12%</i>	<i>25</i>	<i>21%</i>
Alderpoint	3	60%	2	40%	0	0
Arcata	6	86%	0	0	1	14%
Bayside	1	33%	0	0	2	67%
Benbow	1	33%	2	67%	0	0
Blue Lake	2	50%	1	25%	1	25%
Briceland	11	92%	0	0	1	8%
Bridgeville	7	70%	1	10%	2	20%
Ferndale	5	83%	0	0	1	17%
Fieldbrook	5	71%	0	0	2	29%
Garberville	0	0	0	0	0	0
Greater Eureka	0	0	0	0	0	0
Kneeland	8	89%	0	0	1	11%
McKinleyville	0	0	0	0	0	0
Miranda	5	56%	1	11%	3	33%
Orick	2	100%	0	0	0	0
Orleans	5	56%	1	11%	3	33%
Palo Verde	0	0	0	0	0	0
Petrolia	3	75%	1	25%	0	0
Redwood Valley	1	13%	4	50%	3	38%
Rio Dell	1	100%	0	0	0	0
Samoa	0	0	0	0	0	0
Shelter Cove	4	100%	0	0	0	0
Trinidad	5	50%	1	10%	4	40%
Willow Creek	6	86%	0	0	1	14%

**6. Would you be willing to contribute financially to your fire department?
6c. Other?**

- Education program "Fire Safety Steward"
- Fundraising events:
 - Fundraising events
 - Contributing to fundraising

- Orleans-Somes Bar FSC assists and co-sponsors fundraising events with Orleans VFD
- Fundraising for specific needs
- Fundraising efforts
- Great pancake breakfasts!
- Volunteer:
 - Community service
 - Current vol.
 - Volunteer hours – lost count
- Specific fund needs are easier to justify giving extra funds for. Don't like additional property assessments added to the property tax bills.
- Endowment (should be considered)
- City budget

7. Would you consider joining your local Volunteer Fire Department?

	# Yes	% Yes	# No	% No	# No Response	% No Response
<i>Total</i>	63	53%	41	34%	16	13%
Alderpoint	4	80%	1	20%	0	0
Arcata	0	0	5	71%	2	29%
Bayside	0	0	2	67%	1	33%
Benbow	3	100%	0	0	0	0
Blue Lake	3	75%	1	25%	0	0
Briceland	8	67%	2	17%	2	17%
Bridgeville	5	50%	5	50%	0	0
Ferndale	3	50%	3	50%	0	0
Fieldbrook	3	43%	3	43%	1	14%
Garberville	0	0	0	0	0	0
Greater Eureka	0	0	0	0	0	0
Kneeland	4	44%	4	44%	1	11%
McKinleyville	0	0	0	0	0	0
Miranda	5	56%	1	11%	3	33%
Orick	2	100%	0	0	0	0
Orleans	6	67%	1	11%	2	22%
Palo Verde	0	0	0	0	0	0
Petrolia	3	75%	1	25%	0	0
Redwood Valley	1	13%	5	63%	2	25%
Rio Dell	0	0	1	100%	0	0
Samoa	0	0	0	0	0	0
Shelter Cove	3	75%	1	25%	0	0
Trinidad	5	50%	4	40%	1	10%
Willow Creek	5	71%	1	14%	1	14%

8. What are you willing to do to help maintain or improve your local fire department's ability to serve your community, by doing any of the following?

8a. Post an address sign at the bottom of your driveway?

	# Yes	% Yes	# No	% No	# No Response	% No Response
<i>Total</i>	107	89%	5	4%	8	7%
Alderpoint	4	80%	1	20%	0	0
Arcata	5	71%	1	14%	1	14%

Humboldt County
Master Fire Protection Plan

	# Yes	% Yes	# No	% No	# No Response	% No Response
Bayside	1	33%	0	0	2	67%
Benbow	3	100%	0	0	0	0
Blue Lake	3	75%	0	0	1	25%
Briceland	10	83%	1	8%	1	8%
Bridgeville	10	100%	0	0	0	0
Ferndale	6	100%	0	0	0	0
Fieldbrook	7	100%	0	0	0	0
Garberville	0	0	0	0	0	0
Greater Eureka	0	0	0	0	0	0
Kneeland	9	100%	0	0	0	0
McKinleyville	0	0	0	0	0	0
Miranda	8	89%	0	0	1	11%
Orick	1	50%	0	0	1	50%
Orleans	8	89%	0	0	1	11%
Palo Verde	0	0	0	0	0	0
Petrolia	3	75%	1	25%	0	0
Redwood Valley	7	88%	1	12%	0	0
Rio Dell	1	100%	0	0	0	0
Samoa	0	0	0	0	0	0
Shelter Cove	4	100%	0	0	0	0
Trinidad	10	100%	0	0	0	0
Willow Creek	7	100%	0	0	0	0

8. What are you willing to do to help maintain or improve your local fire department's ability to serve your community, by doing any of the following?

8b. Fundraising activities including events, grant writing, or sales?

	# Yes	% Yes	# No	% No	# No Response	% No Response
<i>Total</i>	<i>83</i>	<i>69%</i>	<i>25</i>	<i>21%</i>	<i>12</i>	<i>10%</i>
Alderpoint	3	60%	2	40%	0	0
Arcata	3	43%	3	43%	1	14%
Bayside	1	33%	0	0	2	67%
Benbow	3	100%	0	0	0	0
Blue Lake	2	50%	1	25%	1	25%
Briceland	10	83%	2	17%	0	0
Bridgeville	5	50%	3	30%	2	20%
Ferndale	5	83%	1	17%	0	0
Fieldbrook	3	43%	2	29%	2	29%
Garberville	0	0	0	0	0	0
Greater Eureka	0	0	0	0	0	0
Kneeland	4	44%	5	56%	0	0
McKinleyville	0	0	0	0	0	0
Miranda	6	67%	0	0	3	33%
Orick	2	100%	0	0	0	0
Orleans	8	89%	1	11%	0	0
Palo Verde	0	0	0	0	0	0
Petrolia	3	75%	1	25%	0	0
Redwood Valley	5	63%	3	37%	0	0
Rio Dell	0	0	1	100%	0	0
Samoa	0	0	0	0	0	0
Shelter Cove	4	100%	0	0	0	0
Trinidad	9	90%	0	0	1	10%

Appendix H: Community Outreach Meetings Feedback Forms
FSC Draft Plan

	# Yes	% Yes	# No	% No	# No Response	% No Response
Willow Creek	7	100%	0	0	0	0

- 8. What are you willing to do to help maintain or improve your local fire department's ability to serve your community, by doing any of the following?**
8c. Clerical Work?

	# Yes	% Yes	# No	% No	# No Response	% No Response
<i>Total</i>	<i>57</i>	<i>48%</i>	<i>45</i>	<i>38%</i>	<i>18</i>	<i>15%</i>
Alderpoint	2	40%	3	60%	0	0
Arcata	2	29%	2	29%	3	43%
Bayside	0	0	0	0	3	100%
Benbow	3	100%	0	0	0	0
Blue Lake	3	75%	1	25%	0	0
Briceland	6	50%	4	33%	2	17%
Bridgeville	3	30%	6	60%	1	10%
Ferndale	5	83%	1	17%	0	0
Fieldbrook	1	14%	5	71%	1	14%
Garberville	0	0	0	0	0	0
Greater Eureka	0	0	0	0	0	0
Kneeland	7	78%	2	22%	0	0
McKinleyville	0	0	0	0	0	0
Miranda	4	44%	1	11%	4	44%
Orick	1	50%	0	0	1	50%
Orleans	4	44%	5	56%	0	0
Palo Verde	0	0	0	0	0	0
Petrolia	2	50%	2	50%	0	0
Redwood Valley	2	25%	6	75%	0	0
Rio Dell	0	0	1	100%	0	0
Samoa	0	0	0	0	0	0
Shelter Cove	2	50%	2	50%	0	0
Trinidad	4	40%	4	40%	2	20%
Willow Creek	6	86%	0	0	1	14%

- 8. What are you willing to do to help maintain or improve your local fire department's ability to serve your community, by doing any of the following?**
8d. Firefighting?

	# Yes	% Yes	# No	% No	# No Response	% No Response
<i>Total</i>	<i>64</i>	<i>53%</i>	<i>40</i>	<i>33%</i>	<i>16</i>	<i>13%</i>
Alderpoint	4	80%	1	20%	0	0
Arcata	1	14%	5	71%	1	14%
Bayside	0	0	0	0	3	100%
Benbow	3	100%	0	0	0	0
Blue Lake	2	50%	2	50%	0	0
Briceland	5	42%	4	33%	3	25%
Bridgeville	5	50%	3	30%	2	20%
Ferndale	4	67%	2	33%	0	0
Fieldbrook	4	57%	3	43%	0	0
Garberville	0	0	0	0	0	0
Greater Eureka	0	0	0	0	0	0
Kneeland	3	33%	5	56%	1	11%

Humboldt County
Master Fire Protection Plan

	# Yes	% Yes	# No	% No	# No Response	% No Response
McKinleyville	0	0	0	0	0	0
Miranda	4	44%	1	11%	4	44%
Orick	2	100%	0	0	0	0
Orleans	5	56%	4	44%	0	0
Palo Verde	0	0	0	0	0	0
Petrolia	4	100%	0	0	0	0
Redwood Valley	3	38%	5	62%	0	0
Rio Dell	1	100%	0	0	0	0
Samoa	0	0	0	0	0	0
Shelter Cove	3	75%	1	25%	0	0
Trinidad	5	50%	3	30%	2	20%
Willow Creek	6	86%	1	14%	0	0

8. What are you willing to do to help maintain or improve your local fire department's ability to serve your community, by doing any of the following?

8e. Create a defensible space around your home?

	# Yes	% Yes	# No	% No	# No Response	% No Response
<i>Total</i>	<i>114</i>	<i>95%</i>	<i>1</i>	<i>1%</i>	<i>5</i>	<i>4%</i>
Alderpoint	5	100%	0	0	0	0
Arcata	6	86%	0	0	1	14%
Bayside	1	33%	0	0	2	67%
Benbow	3	100%	0	0	0	0
Blue Lake	4	100%	0	0	0	0
Briceland	12	100%	0	0	0	0
Bridgeville	10	100%	0	0	0	0
Ferndale	5	83%	1	17%	0	0
Fieldbrook	7	100%	0	0	0	0
Garberville	0	0	0	0	0	0
Greater Eureka	0	0	0	0	0	0
Kneeland	9	100%	0	0	0	0
McKinleyville	0	0	0	0	0	0
Miranda	8	89%	0	0	1	11%
Orick	2	100%	0	0	0	0
Orleans	9	100%	0	0	0	0
Palo Verde	0	0	0	0	0	0
Petrolia	4	100%	0	0	0	0
Redwood Valley	8	100%	0	0	0	0
Rio Dell	1	100%	0	0	0	0
Samoa	0	0	0	0	0	0
Shelter Cove	4	100%	0	0	0	0
Trinidad	9	90%	0	0	1	10%
Willow Creek	7	100%	0	0	0	0

8. What are you willing to do to help maintain or improve your local fire department's ability to serve your community, by doing any of the following?

8f. Provide access to water for fire fighting?

	# Yes	% Yes	# No	% No	# No Response	% No Response
<i>Total</i>	<i>93</i>	<i>78%</i>	<i>13</i>	<i>11%</i>	<i>14</i>	<i>12%</i>
Alderpoint	4	80%	0	0	1	20%

Appendix H: Community Outreach Meetings Feedback Forms
FSC Draft Plan

	# Yes	% Yes	# No	% No	# No Response	% No Response
Arcata	4	57%	0	0	3	43%
Bayside	1	33%	0	0	2	67%
Benbow	3	100%	0	0	0	0
Blue Lake	4	100%	0	0	0	0
Briceland	10	83%	1	8%	1	8%
Bridgeville	8	80%	2	20%	0	0
Ferndale	5	83%	1	17%	0	0
Fieldbrook	5	71%	2	29%	0	0
Garberville	0	0	0	0	0	0
Greater Eureka	0	0	0	0	0	0
Kneeland	8	89%	0	0	1	11%
McKinleyville	0	0	0	0	0	0
Miranda	4	44%	2	22%	3	33%
Orick	2	100%	0	0	0	0
Orleans	9	100%	0	0	0	0
Palo Verde	0	0	0	0	0	0
Petrolia	4	100%	0	0	0	0
Redwood Valley	3	38%	3	38%	2	25%
Rio Dell	1	100%	0	0	0	0
Samoa	0	0	0	0	0	0
Shelter Cove	4	100%	0	0	0	0
Trinidad	8	80%	2	20%	0	0
Willow Creek	6	86%	0	0	1	14%

8. What are you willing to do to help maintain or improve your local fire department's ability to serve your community, by doing any of the following?

8g. Make a financial or material contribution to your local fire department?

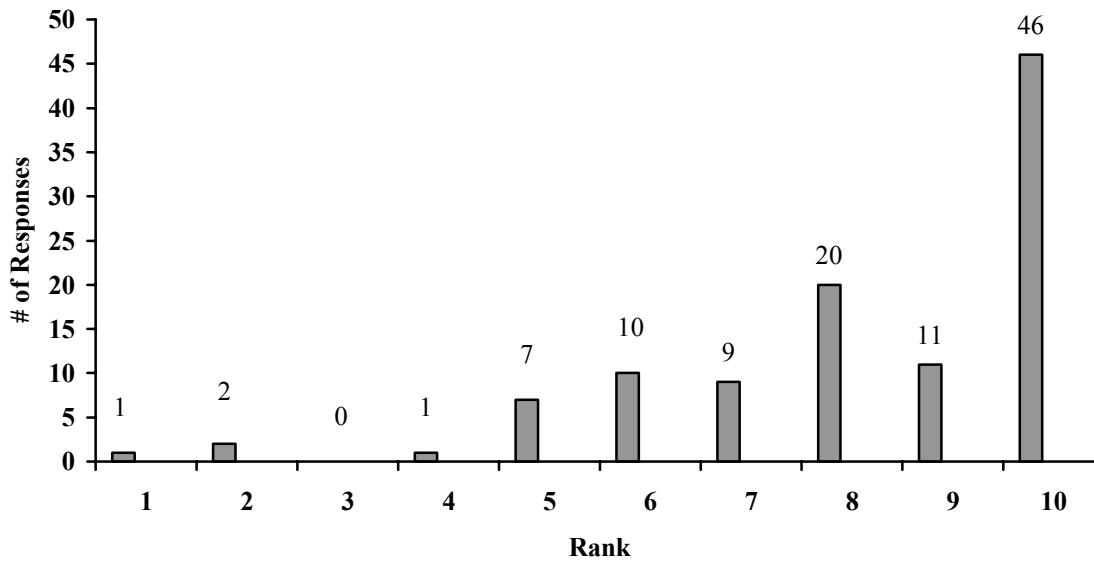
	# Yes	% Yes	# No	% No	# No Response	% No Response
<i>Total</i>	<i>94</i>	<i>78%</i>	<i>11</i>	<i>9%</i>	<i>15</i>	<i>13%</i>
Alderpoint	4	80%	1	20%	0	0
Arcata	6	86%	0	0	1	14%
Bayside	0	0	0	0	3	100%
Benbow	3	100%	0	0	0	0
Blue Lake	4	100%	0	0	0	0
Briceland	12	100%	0	0	0	0
Bridgeville	7	70%	1	10%	2	20%
Ferndale	6	100%	0	0	0	0
Fieldbrook	5	71%	1	14%	1	14%
Garberville	0	0	0	0	0	0
Greater Eureka	0	0	0	0	0	0
Kneeland	8	89%	0	0	1	11%
McKinleyville	0	0	0	0	0	0
Miranda	5	56%	1	11%	3	33%
Orick	2	100%	0	0	0	0
Orleans	8	89%	1	11%	0	0
Palo Verde	0	0	0	0	0	0
Petrolia	3	75%	1	25%	0	0
Redwood Valley	2	25%	4	50%	2	25%
Rio Dell	1	100%	0	0	0	0
Samoa	0	0	0	0	0	0
Shelter Cove	4	100%	0	0	0	0

*Humboldt County
Master Fire Protection Plan*

	# Yes	% Yes	# No	% No	# No Response	% No Response
Trinidad	8	80%	1	10%	1	10%
Willow Creek	6	86%	0	0	1	14%

9. According to your preference, rank the following Humboldt County Fire Safe Council goals for fire planning from 1 to 10, 1 being the lowest priority and 10 being the highest priority¹:

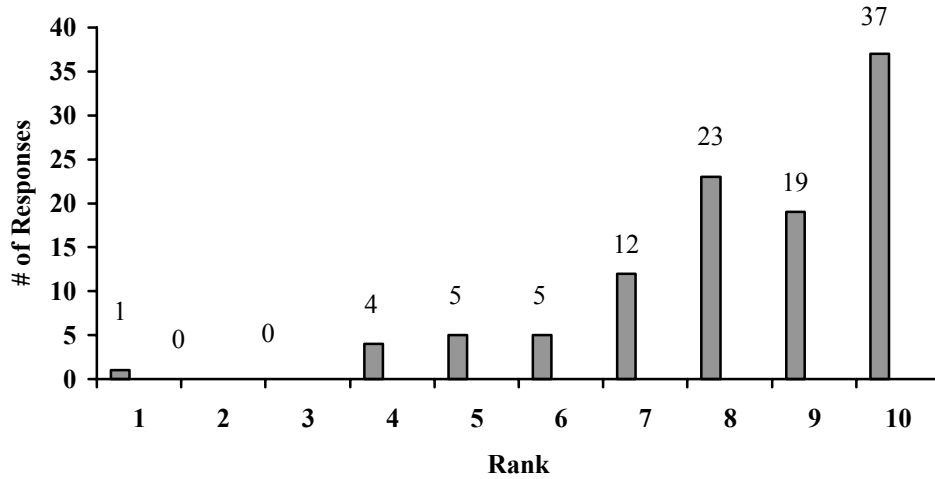
Goal 1. Fire Protection Capability – Support the development of local fire organizations’ and Fire Safe Councils’ efforts to maintain adequate staffing levels and to serve as public safety agents, and monitor these efforts.



*Goal 1:
Total Responses = 107*

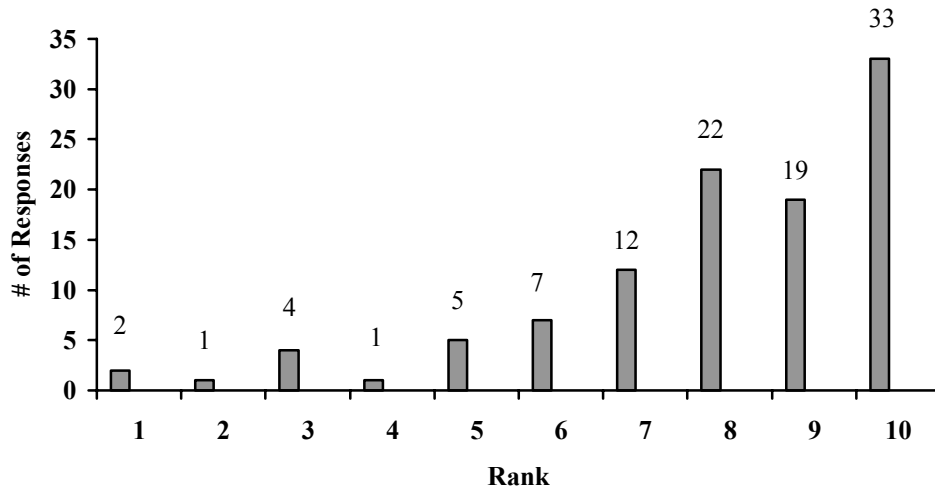
¹ Respondents tended to rank each goal individually, versus prioritizing among the various goals.

Goal 2. Fire Safe Education – Promote local fire safe planning, fire safe standards, fire education programs addressing fire risk in rural areas, and measures that local communities can implement to be fire safe.



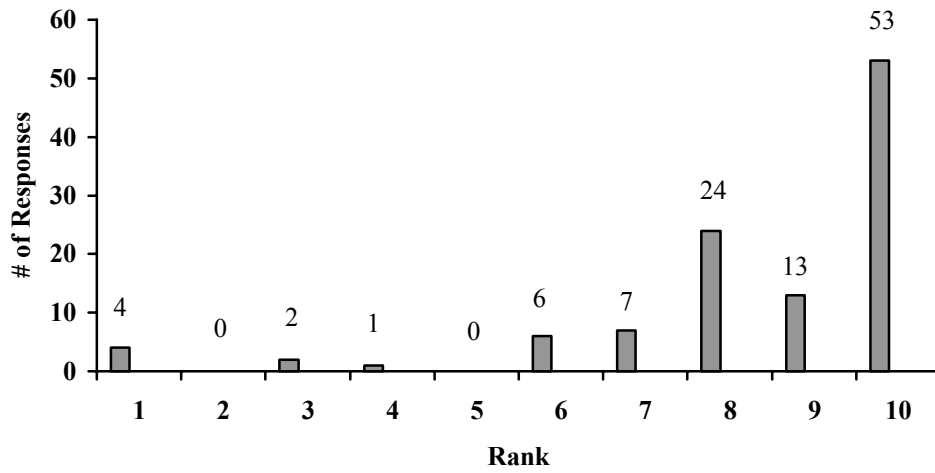
Goal 2: Total Responses = 106

Goal 3. Risk and Hazard Assessment – Encourage effective and risk-based allocation of fire prevention and suppression services.



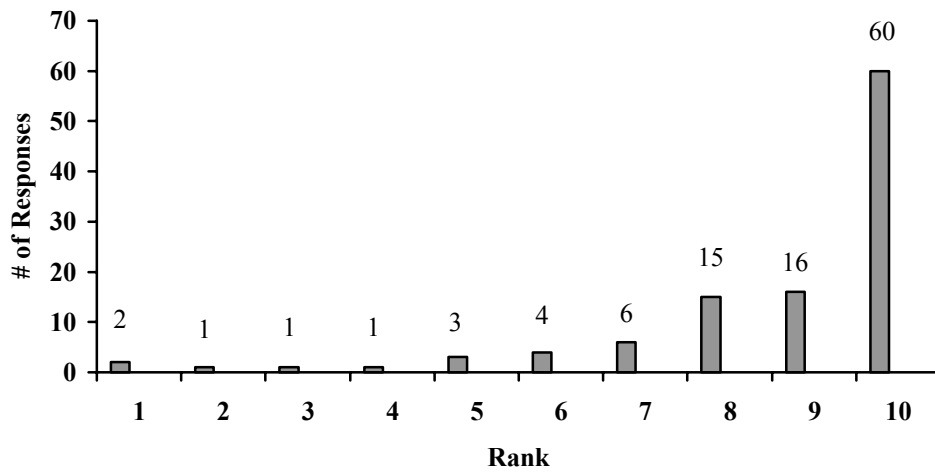
Goal 3: Total Responses = 106

Goal 4. Risk Reduction and Management – Encourage countywide efforts to reduce or modify fuel loads for community protection and fire prevention.



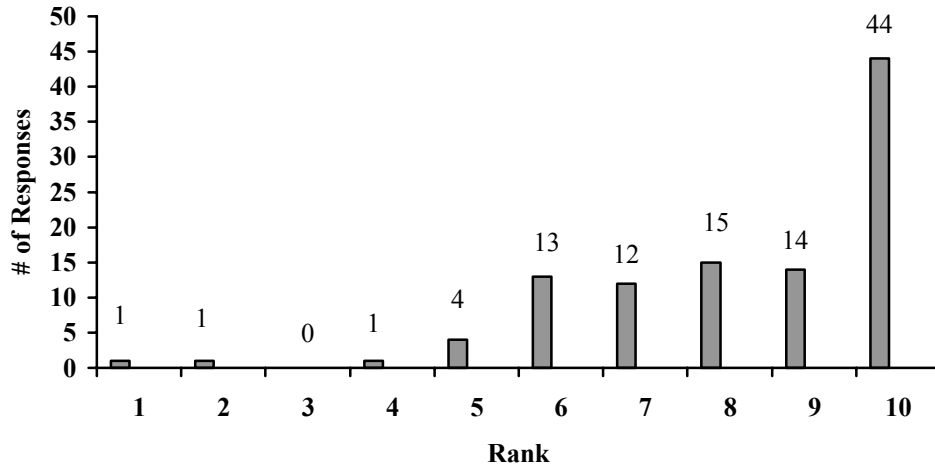
Goal 4: Total Responses = 110

Goal 5. Community Preparedness and Response – Assure adequate fire protection for people, property, and community.



Goal 5: Total Responses = 109

Goal 6. Funding and Fiscal Measures – Support the fire prevention and resource protection efforts of local communities, Fire Safe Councils, special districts with fire safety responsibilities, fire organizations and Joint Powers Authority (JPA) cooperative services (dispatching, hazmat, training and other cooperative opportunities).



Goal 6: Total Responses = 105

Other Priority Fire Planning Goals?

- Cell phone tower
- Training:
 - More training and adding members and equipment to our fire co.
 - Assistance for real training for local, rural fire depts
 - Rescue w/Hoopa, Orleans, Weitchpec - training and educating community
- Water:
 - Providing water source development opportunities
 - Grant program for huge water tanks, hydrants, hoses
 - Improve water supplies - non-hydrant areas
 - No development without year round water and good road grading
 - Where water is available (ponds, etc.)
 - Improve water sources, upgrade existing water sources and develop new sources
- Advance life support capabilities expanded
- Funding:
 - The best planning in the world is not worth the time if the fire districts do not have the funding
 - Funding from Prop. 172, for Amador programs. (Headwaters fund?)
- Education:
 - Education program in building materials that are less flammable
 - Greater cooperation from CalTrans, Davey Tree, private contractors
- Fuels Reduction:
 - Create community service groups to assist in creating defensible space - for elders, disabled, etc.
 - Organize animals for grazing and brush munch.
 - Fuel reduction and accessibility

- To keep the brush off the roadside
- Reintroduce controlled broadcast burning - Fire as a management tool on a landscape level
- Providing adequate access to structures for fire apparatus
- We need to work together wild?
- County-wide emergency response
- Address research Rx fire treatments
- Develop biomass utilization
- Limit development into wildlands. Stupid development needs to be stopped. Sprawl is the biggest problem. Fieldbrook is already a dangerous trap with limited egress.
- Promotion of local organizations (i.e., Barry Ridge) as opposed to "Kneeland."
- Require Response:
 - How do I go about assessing my property for fire hazard? (e.g., forest vs. meadow vs. developed areas)
 - What is Orleans official county contact for standards and training?

10. Optional Contact Information

The following participants chose to share their names on their feedback forms.

Rick Alexander	Allan Gradek
Patty Andriese	Bob Grizoux
Cheryl Antony	JJ Hall
Michael Atkins	Bambi Henderson
Nancy Bailey	Richard Way Hill
John H. Bair	Kathy Hinz
Kathy Barger	Tom Hinz
Susan Boese	Frank Hzei
Tom Bouse, Fire Chief	Lou Iglesias
Eric Bower	Leroy Ikerd
Frank Bush	Otis S. Kaggs
Tom Cairns	Steve Karp
Rebecca Cape	Rick Klein
TL Carmona	Diana Kriger
Jackie Cathey	Debra Lake
Jama Chaplin	Frank Lake
John Christianson	Chris Larson
Jim Cook	Leif Larson, Chief
Barb Cooley, Yurok Vol. Fire	Peter Lawskey, Chief, TRFPD
Fay Curtis	Susan Edinger Marshall
Geoff Davis	Lia Nelson
Decker/Buckley	Greg Nesty
Sharon Donahue	John Olson
James Doviak	Steve Paine, WCCSD
Uri Driscoll	Carolena Pierce
Tom Ford	Peter Presnell
Roslyn Fuerman	Tom Richardson
Marje Gaunt	Maureen Roche
Kathy Glass	Dusty Rossman

Robert D. Ruth
Ruth Ruth
Linda Seufert
Raven Sherman, HVFD
Vicki Small
Michael Stearns
Dennice Stone
Maria Strouss
J. Thacker
Gwen Thoele

Ollie Weber
Margot Wells
William A. White, Asst. Chief, Volunteer Fire
Dept.
Rob Wild
Margo Williams
Nancy R. Wilson
Kathy Wolman

11. Do you have any suggestions for improving these meetings?

- Advertising:
 - More publicity
 - Start calendar sooner. Announce through schools.
 - Have local folks use telephone tree to encourage more community participation.
 - Have Volunteer Fire Departments announce to community. Announce further ahead. Send notes home to parents with students.
 - Better advertising of meetings
 - It would have been better to have more folks here.
 - More residents
 - Advertise the meetings - recruit a strong community involvement.
 - Road signs work well to get people here
 - Get more land owners to the meeting
- Time:
 - More time - mapping exercise needs more time.
 - Need a night for just mapping. Not nearly enough time was allocated for mapping.
 - Set aside a specific time for filling this feedback form out!
 - More map issue ID time
 - More time, more dialogue about process
 - Earlier
 - Shorter! No PowerPoint!
- Audience:
 - Better info to the community - this was almost all preaching to the choir.
 - Focus agenda to suit community (rural, general fire hazard)
 - Don't preach to choir
 - We didn't have representation from local fire districts or other FSC
- Cybelle's PowerPoint Presentation:
 - Delete the index from PowerPoint presentation
- Organize listing of resources better.
- Add question to this feedback form: "What would you like to see your FSC focus on?"
- Just give us all the information you can
- Have an assembly line process for sign-ins. Way too slow to get in.
- Less jargon
- Bring smoked salmon ;-)
- A more central location
- More extensive maps
- Reduce the paperwork

- Kudos:
 - No - good meeting
 - This was great
 - Very well planned
 - Good meeting, lots of information. Good facilitation so meeting could not get off track.
 - No suggestions - thanks for the effort in putting the meeting together
 - Great!
 - You folks did a good job.

12. How did you find out about this meeting?

- Fire-related source:
 - Fire chief
 - Cheryl Antony, CDF
 - I'm in the fire suppression business - I'm chief for the volunteer fire dept.
 - CDF
 - Beginnings Volunteer Fire Dept.
 - local fire dept.
 - Fire dept.
 - Orleans-Somes Bar FSC
 - I am a volunteer for the Orleans/Somes Bar FSC.
 - By working w/the FSC
 - OSB FSC
 - Email FSC Cybelle Immitt
 - Lower Mattole FSC
 - thru fire dept.
 - Monthly meeting. WVFD
 - Our local fire dept. chief called my neighbor and I was on her contact list
 - Part of this process
 - Helped work for it - was on #2 FSC in Willow Creek before defuncting
 - It's the regular FSC meeting date
- Newspaper:
 - Newspaper
 - Paper
 - Newspaper
 - Arcata Eye listing
 - Times-Standard
 - North Coast Journal
 - local newspaper
 - Newspaper
 - Newspaper article
 - Ferndale Enterprise
- Phone calls:
 - Cybelle called
 - Phone call
 - County called Trinidad Rancheria
 - Phone call
 - George Duffey called me

- Phone message
- Phone call
- Flyers/Mailing:
 - Notices in post office and from community center
 - Boxholder flier
 - Mailer from ABC Community Center
 - Poster
 - Flyers around town
 - letter to WVFD
 - Mailed notice
 - Mailing, and school flyer from Jacoby Creek
 - Fire dept./flyer
 - Mailing
 - Notice in mail
 - Mailing to home
 - Mail
 - flyer at Fieldbrook Store
 - Mailing
 - School handout
 - Mailing
 - Mailing
 - Letter in mailbox
 - Mailing from county
 - Flyer in mail
 - Mailing
 - Flyer in a folder from Jacoby Creek School
 - Mailer
 - Sign by Bayside Post Office
 - public notice
 - Flyers
 - Public notice
 - Mailbox flyer
 - Mailing
 - Flyers from Green Point School
- Radio:
 - KMUD
 - Radio
 - Radio - KMUD
- Work:
 - Work
 - Work
 - My employer
- Cybelle/Tracy:
 - Cybelle and Tracy
 - Cybelle
 - Cybelle called
 - Cybelle Immitt
 - Kirk Gothier & Cybelle Immett

- Cybelle Immitt
- Email:
 - email at office.
 - Email
 - Email
- Friend/word of mouth:
 - Word of mouth
 - Friend
 - Friend told me
 - Bob Harris
 - Neal Youngblood told me about it. I brought Charlie Ryles with me!
 - Word of mouth
- Merg
- Multiple paths
- Saw meeting in Garberville
- BCC
- Comm. Newsletter
- Member of Board of Trustees, Green Point Elementary School district
- One of teachers stopped at house
- From school
- I was notified by school district employee
- By advertisements
- Television
- An invitation to attend
- Internet

13. Additional comments:

- Thank You's/Kudos:
 - I'm already a fire co. member. Thank you for putting this together
 - Thank you for your effort
 - Thank you
 - Thank you for your sterling work. The respect and attention you have given Southern Humboldt is greatly appreciated.
 - Thank you!
 - Thanks!
 - It was great! Good job!
 - Thanks for coming out!
 - Thank you for bringing our community together to address this important issue! Great job!
 - Informative, interesting, good support
 - Very good meeting ladies! Informative, entertaining, fast-paced.
 - Thank you ;-)
 - Thank you.
 - Great meeting, thanks.
 - Very good presentation.
 - Great job. This is long overdue.
 - Thanks for assisting and pointing people in the right direction.

- Great info. I wish more people had attended. But we will spread the word in our community.
- Great meeting. Great info. Tracy did a good job of keeping on track and on topic. Thank you.
- Good start! Made some contacts re: fire protection in my area. Thank you for coming to our community.
- I work for the Orleans-Somes Bar FSC. Thank you - a valuable and informative meeting.
- Current volunteers
 - I already volunteer for the local fire dept.
 - I already have joined my local volunteer fire dept.
 - I already joined my local FSC
 - I am currently a volunteer (Asst. Chief) for my local volunteer fire dept.
 - I already belong to my local FSC.
 - I am a member of the local fire dept. and the local FSC.
 - I already belong to my local volunteer fire dept.
 - I already joined my local volunteer fire dept. 3 years ago. Great meeting. Looking forward to the next!
 - I already joined my local FSC. Good job at keeping the group on track.
 - I already regularly donate financially to my fire dept. I have volunteered for my local volunteer fire dept. for 30 years.
 - Already a member of my local volunteer fire dept.
- Currently donate financially to fire dept:
 - I do regularly donate money to the fire dept. Thanks, outta time
 - I already regularly donate to my fire dept.
 - We already contribute through property assessment to our fire dept.
- Can't volunteer:
 - Too old, too fat to volunteer for local fire co.
 - I am too old to volunteer for the local volunteer fire dept.
 - I cannot join my local FSC for health reasons.
 - I am too old to volunteer for the local volunteer fire dept.
 - I am too old to volunteer for the local volunteer fire dept.
- Suggestions:
 - Reduce fuels, make jobs, chipping
 - Using roads for fire breaks should be policy on every private drive and road - forget chipping! Lop & scatter, leave 10 feet clean each side of road.
 - Funding for our local Amador project. It would keep the local CDF station open year-round, improve training for all Ave. fire departments, response time, equipment available.
 - Incorporate area's youth base in Youth programs for environment and fire protection.
 - I just installed a 5,000 gallon water storage tank. I could easily at the time have also installed the proper hook-up for fire trucks. Educate Rich Well (McKinleyville) so they will do better at their next installation!
- Require response:
 - I would like to interface with your program. I provide residential fire safety education and fire safety equipment. My company is Volunteer Safety. Our "Fire Safety Steward" program starts Oct. 3. Feel free to contact me. I am going to get some spots on KMUD and hopefully a regular show for "safety."

*Humboldt County
Master Fire Protection Plan*

- I would be happy to use your educational materials for handouts at my fire safety workshops. As I develop my media programs I will be happy to network your contact. I work with educating residents to remove fire hazards from inside the open and out 30 feet. I teach how to use and maintain fire safety equipment. "Volunteer Safety" provides fire safety equipment for homes and vehicles. Work with insurance co. for discounts. Look for ways to enlist more members to the Volunteer Fire Departments, as well as ignite interest in the upcoming generation who will provide these services for the community when we retire which isn't long from now.
- I just bought the property. I do not live here yet. I just do not know a lot of answers.
- We do not really have a fire dept.
- We need your program. I was leader of effort which passed Property tax assessment @ 1984 - still going.
- I already regularly donate to my fire dept. And I already did volunteer for the local volunteer fire dept. Didn't think you would get it accomplished. Proud of you.
- I already am a member of the local FSC. I can't get residential fire insurance for 25 years. I already do contribute to the fire dept. through a regular donation. I do not want to join the local volunteer fire dept. as a regular firefighter. I already provide access to water for fire fighting - two tanks at beginning and end of Fox Spring Rd. Also I yearly contribute to the local fire dept.
- Thanks! Regarding Question #2, not sure, no clear local funding mechanism identified for fire prevention. I already am a member of the local volunteer fire dept. Regarding Goal #2 - its already done locally.
- No time. I did contribute to MFPP. We already have an FSC, and I am already a member. I wouldn't contribute to fire dept. to lower my fire insurance premiums because I already pay property tax - BOS get it back! We are already assessed a property tax. I volunteered with local fire dept. 24/7 for 15 years. I am still a volunteer with local fire dept. I cannot make financial contributions to local fire dept. because I'm on a fixed income.
- I already volunteer for my local volunteer fire dept. I also already do all of things in Question 9.
- I do regularly financially donate to my fire dept. when I can. I would volunteer for my local volunteer fire dept. but my job keeps me too busy. The Orleans/Somes Bar FSC and the Orleans Volunteer Fire Dept. do a very good job. The Orleans-Somes Bar FSC is a professional, hard working group of individuals who truly believe in working together on efforts to gain grants and do good fuels projects and understory burns. If I am in trouble I know one call to the Orleans Volunteer Fire Dept. and they will come to my aid ASAP - they have helped me with a house fire and a personal medical emergency in the past years. They are a great group of people!
- I'd like to know more about Question #1h. I can't join the local FSC or volunteer for the local volunteer fire dept. because I am only 10 years old!!
- Maybe willing to do clerical work for my local fire dept.
- On Question #3, my answer is sometimes.
- On Question #5, I would contribute financially even if it didn't lower my insurance premiums. On Question #7, I would volunteer to do wildfire/rescue only, no blood/guts (few exceptions). Goal #5 - This seems somewhat contradictory to my answer in #1. Add websites to take home material (back of agenda).
- On Question #6a. I would be willing to contribute through a local tax or property assessment but I voted no (Arcata Fire District) because annual increases were tied to consumer price index inflation. On Question #7 - I volunteered to serve on Board, but wasn't appointed.

- On Question #6a & b - I already do both. On Question #8e - I already have.